























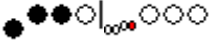





























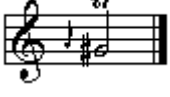



# Clarinet Trill Chart

E <sub>3</sub> -F <sub>3</sub>		T 123 <sup>E</sup>  123 <sub>F</sub>			
		T 123 <sub>F</sub>  123 <sup>E</sup>			
E <sub>3</sub> -F <sub>3</sub> F <sub>3</sub> -G <sub>3</sub>		T 123 <sup>E</sup>  123 <sub>F#</sub>			
		T 123 <sub>F#</sub>  123 <sup>E</sup>			
E <sub>3</sub> -F <sub>3</sub> F <sub>3</sub> -G <sub>3</sub>		T 123 <sub>F#</sub>  123 <sub>F</sub>			
		T 123 <sub>F</sub>  123 <sub>F#</sub>			
F <sub>3</sub> -G <sub>3</sub>		T 123 123 <sub>F</sub>			
		T 123 <sub>F</sub>  123			
F <sub>3</sub> -G <sub>3</sub>		T 123 <sub>F#</sub>  123			
		T 123 123 <sub>F#</sub>			
F <sub>3</sub> -G <sub>3</sub> G <sub>3</sub> -A <sub>3</sub> 3		T 123 <sub>F#</sub>  123 <sub>G#</sub>			
G <sub>3</sub> -A <sub>3</sub>		T 123 123 <sub>G#</sub>			
G <sub>3</sub> -A <sub>3</sub>		T 123 123			
G <sub>3</sub> -A <sub>3</sub>		T 123 123 <sub>G#</sub>			
G <sub>3</sub> -A <sub>3</sub> 3 A <sub>3</sub> -B <sub>3</sub>		T 123 123 <sub>G#</sub>			
		T 123 123 <sub>G#</sub>			
A <sub>3</sub> -B <sub>3</sub>		T 123 12-			



















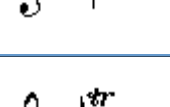










# Clarinet Trill Chart

A <sub>3</sub> -B <sub>3</sub>		T 123 12-			
A <sub>3</sub> -B <sub>3</sub> B <sub>3</sub> -C <sub>4</sub>		T 123 1-B-			
A <sub>3</sub> -B <sub>3</sub> B <sub>3</sub> -C <sub>4</sub>		T 123 1--			
B <sub>3</sub> -C <sub>4</sub>		T 123 -2-			
B <sub>3</sub> -C <sub>4</sub> C <sub>4</sub> -D <sub>4</sub> 4		T 123 <sup>C#</sup>  -2-			
		T 123 <sup>C#</sup>  1-B-			
		T 123 <sup>C#</sup>  -3			
B <sub>3</sub> -C <sub>4</sub> C <sub>4</sub> -D <sub>4</sub>		T 123 <sup>C#</sup>  ---			
C <sub>4</sub> -D <sub>4</sub>		T 123 ---			
		T 123  <sub>4</sub> ---			
C <sub>4</sub> -D <sub>4</sub>		T 123 <sup>C#</sup>  ---			
		T 123 <sup>C#</sup>  ----			
C <sub>4</sub> -D <sub>4</sub> D <sub>4</sub> -E <sub>4</sub> 4		T 123 <sup>C#</sup>   <sub>4</sub> ---			
D <sub>4</sub> -E <sub>4</sub>		T 12 - <sub>4</sub> ---			
		T 12 <sup>E<sub>b</sub></sup>  ----			
D <sub>4</sub> -E <sub>4</sub>		T 12 ----			
D <sub>4</sub> -E <sub>4</sub>		T 12 - <sub>4</sub> ---			



























# Clarinet Trill Chart

E <sub>7</sub> -F <sub>7</sub>		T 1 <sup>2</sup> Eb- ---			
		T 1-- 1--			
D <sub>4</sub> -E <sub>4</sub> 4 Eb <sub>4</sub> -F <sub>4</sub>		T 1 <sup>2</sup> - 4---			
		T 1 <sup>2</sup> Eb- 34---			
E <sub>4</sub> -F <sub>4</sub>		T 1-- ---			
E <sub>4</sub> -F <sub>4</sub> F <sub>4</sub> -G <sub>4</sub>		T 1-- ---			
		T 1-- 34---			
E <sub>4</sub> -F <sub>4</sub> F <sub>4</sub> -G <sub>4</sub>		T --- 34---			
F <sub>4</sub> -G <sub>4</sub>		T G#--- ---			
		T --- ---			
F <sub>4</sub> -G <sub>4</sub>		1-- ---			
F <sub>4</sub> -G <sub>4</sub> G <sub>4</sub> -A <sub>4</sub> 4		T G#--- 34---			
		G# <sub>2</sub> -- ---		LH 2 closes LH 1 hole while LH 1 trills.	<u>DY</u>
G <sub>4</sub> -A <sub>4</sub>		G#--- ---			
G <sub>4</sub> -A <sub>4</sub>		A--- ---			
G <sub>4</sub> -A <sub>4</sub>		G#--- 2---			
G <sub>4</sub> -A <sub>4</sub> 4 A <sub>4</sub> -B <sub>4</sub> 4		G#--- 1---			

# Clarinet Trill Chart

A <sub>4</sub> -B <sub>4</sub> $\flat$		A---  <u>2</u> ---			
A <sub>4</sub> -B <sub>4</sub>		A---  <u>1</u> ---			
A $\flat$ <sub>4</sub> -B <sub>4</sub> B $\flat$ <sub>4</sub> -C <sub>5</sub>		R A---  <u>2</u> ---			
A $\flat$ <sub>4</sub> -B $\sharp$ <sub>4</sub> 4 B $\flat$ <sub>4</sub> -C <sub>5</sub>		R A---  <u>1</u> ---			
		R A---  <u>12</u> ---		More in tune than previous fingering.	<u>EM2</u>
B <sub>4</sub> -C <sub>5</sub>		RT 123 <sup>E</sup>  123 <sub>F</sub>			
		RT 123 <sub>F</sub>  123 <sup>E</sup>			
B <sub>4</sub> -C $\sharp$ <sub>5</sub> C $\sharp$ <sub>5</sub> -D $\sharp$ <sub>5</sub>		RT 123 <sup>E</sup>  123 <sub>F<math>\sharp</math></sub>			
		RT 123 <sub>F<math>\sharp</math></sub>  123 <sup>E</sup>			
B $\flat$ <sub>4</sub> -C $\sharp$ <sub>5</sub> C <sub>5</sub> -D $\flat$ <sub>5</sub>		RT 123 <sub>F<math>\sharp</math></sub>  123 <sub>F</sub>			
		RT 123 <sub>F</sub>  123 <sub>F<math>\sharp</math></sub>			
C <sub>5</sub> -D <sub>5</sub>		RT 123 123 <sub>F</sub>			
		RT 123 <sub>F</sub>  123			
C $\sharp$ <sub>5</sub> -D <sub>5</sub>		RT 123 <sub>F<math>\sharp</math></sub>  123			
		RT 123 123 <sub>F<math>\sharp</math></sub>			
C $\sharp$ <sub>5</sub> -D $\sharp$ <sub>5</sub> D $\sharp$ <sub>5</sub> -E $\sharp$ <sub>5</sub>		RT 123 <sub>F<math>\sharp</math></sub>  123 <sub>G<math>\sharp</math></sub>			
		RT 123 <sub>F<math>\sharp</math></sub>  123 <sub>G<math>\sharp</math></sub>			
D <sub>5</sub> -E $\flat$ <sub>5</sub>		RT 123 123 <sub>G<math>\sharp</math></sub>			

# Clarinet Trill Chart

D <sub>5</sub> -E <sub>5</sub>		RT 123 123			
D <sub>5</sub> <sup>#</sup> -E <sub>5</sub> E <sub>5</sub> <sup>b</sup> -F <sub>5</sub>		RT 123 123 <sub>G#</sub>			
D <sub>5</sub> <sup>#</sup> -E <sub>5</sub> <sup>#</sup> E <sub>5</sub> <sup>7</sup> -F <sub>5</sub>		RT 123 123 <sub>G#</sub>			
		RT 123 123 <sub>G#</sub>			
E <sub>5</sub> -F <sub>5</sub>		RT 123 12-			
E <sub>5</sub> -F <sub>5</sub> <sup>#</sup> F <sub>5</sub> <sup>7</sup> -G <sub>5</sub> <sup>b</sup>		RT 123 12-			
E <sub>5</sub> <sup>#</sup> -F <sub>5</sub> <sup>#</sup> F <sub>5</sub> -G <sub>5</sub>		RT 123 1-B-			
F <sub>5</sub> -G <sub>5</sub>		RT 123 1--			
F <sub>5</sub> <sup>#</sup> -G <sub>5</sub>		RT 123 1-2-			
F <sub>5</sub> <sup>#</sup> -G <sub>5</sub> <sup>#</sup> G <sub>5</sub> <sup>b</sup> -A <sub>5</sub> <sup>b</sup>		RT 123 <sup>C#</sup>  1-2-			
		RT 123 <sup>C#</sup>  1--3			
		RT 123 <sup>C#</sup>  1-B-			
		RT 123 1-2-			
		RT 123 1-B-			
		RT 123 <sup>C#</sup>  1-2-		For models with an articulated C#/G# key.	<u>MD</u>
G <sub>5</sub> -A <sub>5</sub> <sup>b</sup>		RT 123 <sup>C#</sup>  1---			

# Clarinet Trill Chart

G <sub>5</sub> -A <sub>5</sub>		RT 123 ---			
		RT 123  <sub>4</sub> ---			
G <sub>5</sub> <sup>#</sup> -A <sub>5</sub>		RT 123 <sup>C#</sup>  ---			
		RT 123 <sup>C#</sup>  ---			
		RT 12- 12-			
G <sub>5</sub> <sup>#</sup> -A <sub>5</sub> <sup>#</sup> A <sub>5</sub> <sup>b</sup> -B <sub>5</sub>		RT 123 <sup>C#</sup>  ---			
		RT 123 <sup>C#</sup>   <sub>4</sub> ---			
		RT 12- 12-			
A <sub>5</sub> -B <sub>5</sub> <sup>b</sup>		RT 12 <sup>Eb</sup> - ---			
		RT 12-  <sub>4</sub> ---			
A <sub>5</sub> -B <sub>5</sub>		RT 12- ---			
		RT 12- ---			
A <sub>5</sub> <sup>#</sup> -B <sub>5</sub> B <sub>5</sub> <sup>b</sup> -C <sub>6</sub>		RT 12-  <sub>4</sub> ---			
		RT 1-- 1--			
A <sub>5</sub> <sup>#</sup> -B <sub>5</sub> <sup>#</sup> B <sub>5</sub> <sup>b</sup> -C <sub>6</sub>		RT 12-  <sub>4</sub> ---			
		RT 12 <sup>Eb</sup> -  <sub>34</sub> ---			
B <sub>5</sub> -C <sub>6</sub>		RT 1-- ---			
B <sub>5</sub> -C <sub>6</sub> <sup>#</sup> C <sub>6</sub> <sup>b</sup> -D <sub>7</sub> 6		RT 1-- ---			
		RT 1--  <sub>34</sub> ---			
		RT 1--  <sub>4</sub> ---			

# Clarinet Trill Chart

		RT 1-3 123			
B $\flat$ <sub>5</sub> -C $\sharp$ <sub>6</sub> C $\flat$ <sub>6</sub> -D $\flat$ <sub>6</sub>		RT --- 34---			
C $\flat$ <sub>6</sub> -D $\flat$ <sub>6</sub>		RT G $\sharp$ --- ---			
		RT --- 2---			
		RT G $\sharp$ --- 4---		For soprano models.	<u>AW2</u>
		RT -23 123G $\sharp$		Good intonation and response. Works well at <i>mf</i> to <i>ff</i> dynamics.	<u>NL2</u>
C $\sharp$ <sub>6</sub> -D $\flat$ <sub>6</sub>		RT -23 12-			
		RT G $\sharp$ -23 12		Full tone and excellent pitch on D $\flat$ <sub>6</sub> .	<u>GK</u>
		RT 1-- 2---			
C $\sharp$ <sub>6</sub> -D $\sharp$ <sub>6</sub> D $\flat$ <sub>6</sub> -E $\flat$ <sub>7</sub> 6		RT -23 12-			
		RT -23 12-G $\sharp$			
		RT A-23 12-			
D $\flat$ <sub>6</sub> -E $\flat$ <sub>6</sub>		RT -23 1-B-G $\sharp$			
		RT G $\sharp$ -23 1--G $\sharp$		Great for rapid trills.	<u>GK</u>
D $\flat$ <sub>6</sub> -E $\flat$ <sub>6</sub>		RT -23 1--G $\sharp$			
D $\sharp$ <sub>6</sub> -E $\flat$ <sub>6</sub> E $\flat$ <sub>6</sub> -F $\flat$ <sub>6</sub>		RT -23 --3G $\sharp$			
		RT -23 2-G $\sharp$			

# Clarinet Trill Chart

		RT -23 <sup>C#</sup> 1-B-G#			
D <sup>b</sup> <sub>6</sub> -E <sup>b</sup> <sub>6</sub> 6 E <sup>b</sup> <sub>6</sub> -F <sub>6</sub>		RT -231-B-G#			
		RT -231-2-G#			
		RT -231-3-G#			
E <sub>6</sub> -F <sub>6</sub>		RT -23 <sup>C#</sup> 1---G#			
		RT -231 <sub>4</sub> ---G#			
E <sub>6</sub> -F <sup>b</sup> <sub>6</sub> F <sup>b</sup> <sub>6</sub> -G <sup>b</sup> <sub>6</sub>		RT -231---G#			
E <sup>b</sup> <sub>6</sub> -F <sup>b</sup> <sub>6</sub> F <sub>6</sub> -G <sub>6</sub>		RT -23 <sup>C#</sup> 1---G#			
		RT -23 <sup>C#</sup> 1---G#			
		RT -23 <sup>C#</sup> 1 <sub>4</sub> ---G#			
F <sub>6</sub> -G <sub>6</sub>		RT -23 <sup>C#</sup> 1---G#			
F <sup>b</sup> <sub>6</sub> -G <sub>6</sub>		RT -2-1 <sub>4</sub> ---G#			
		RT -2 <sup>E<sup>b</sup></sup> 1---G#			
		RT 12- <sup>C#</sup> 123 <sub>G#</sub>			
		RT 12-1123 <sub>G#</sub>			<u>AB</u>
		RT 123 <sup>C#</sup> 1123			




# Clarinet Trill Chart

		RT 12-1 <sub>1</sub> ---G#				
F#6-G#6 Gb6-A7 6		RT -23 123G#				
		RT -2- 34---G#				
		RT -2- 1--G#				
		RT 12-1 <sub>1</sub> ---	G6-A76		RT -23 12-G#	
RT --3 <sup>C#</sup>  4---G#						
RT -2- 123F						
G6-A6		RT -23 12-G#				
		RT -2- 12-G#				
		RT 1-- 12-G#				
G#6-A6		RT -23 2-F				
		RT -23 2-G#				
		RT -23 1--F#				
		RT -23 1-3F#				
		RT --3 1--F#				
		RT -23 --3F				
		RT -2- 2-G#				
G#6-A#6 A76-Bb7 6		RT A-23 34---G#				
		RT -23 2-G#				

# Clarinet Trill Chart

A <sub>6</sub> -B <sub>b6</sub>		RT G <sup>#</sup> -23C <sup>#</sup>  ---F <sup>#</sup>		Excellent pitch; some left hand coordination needed.	<u>GK</u>
		RT -23 ---F <sup>#</sup>		Slightly flat B <sub>b</sub> .	<u>GK</u>
A <sub>6</sub> -B <sub>6</sub>		RT A-23 123F <sup>#</sup>			<u>GK</u>
		RT A-23 12-F <sup>#</sup>		Slightly sharper B.	<u>GK</u>
A <sub>b6</sub> -B <sub>6</sub> B <sub>b6</sub> -C <sub>7</sub>		RT A <sup>G#</sup> -23C <sup>#</sup>  ---			
		RT 123C <sup>#</sup>  123F			
A <sub>b6</sub> -B <sup>#</sup> B <sub>7</sub> -C <sub>7</sub>		RT G <sup>#</sup> 123C <sup>#</sup>  123F			
		RT G <sup>#</sup> 123C <sup>#</sup>  123F			
B <sub>6</sub> -C <sub>7</sub>		RT G <sup>#</sup> 12- 12-G <sup>#</sup>			
		RT 12- 12-		Sharp B.	<u>YK</u>
		R A-23C <sup>#</sup>  12-G <sup>#</sup>			<u>GK</u>
B <sub>6</sub> -C <sup>#</sup> C <sub>7</sub> -D <sub>7</sub>		RT 12- 12B-G <sup>#</sup>		Sliver key keeps pitch of C <sup>#</sup> from going flat.	<u>DG2</u>
B <sub>b6</sub> -C <sup>#</sup> C <sub>7</sub> -D <sub>7</sub>		RT G <sup>#</sup> 1-- 2341--F <sup>#</sup>			
		RT 1-- 2341--F			
C <sub>7</sub> -D <sub>7</sub>		RT 1-3 1-3G <sup>#</sup>		Alternate pressing both index fingers and both ring fingers.	<u>MJ</u>

# Clarinet Trill Chart

Cl <sub>7</sub> -D <sub>7</sub>				<p><u>Submit a fingering for this trill or for a higher trill.</u></p>	
---------------------------------	---	--	--	--	--